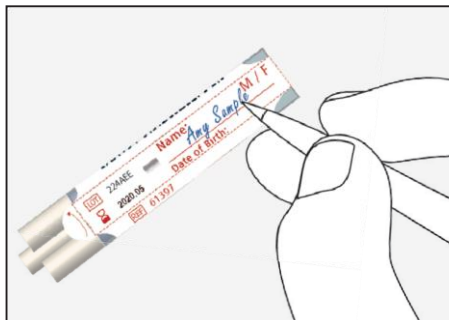


How to Complete Your Test

READ AND FULLY UNDERSTAND THESE INSTRUCTIONS BEFORE YOU BEGIN....

Your GP requires you to complete this **essential test**.

It is important that you do this **as soon as possible** and post **without delay** in the prepaid addressed envelope provided.



1 LABEL THE COLLECTION DEVICE

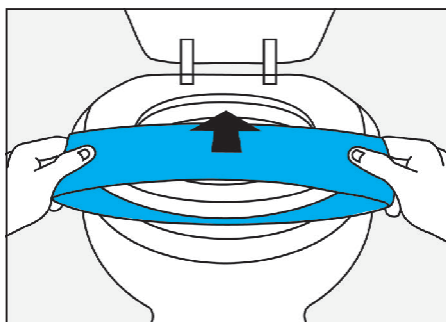
It is essential that you write **your first name and surname** and **date of birth**, using a **ball point pen**, on the FIT collection device label.

2 LABEL THE GREEN BAG

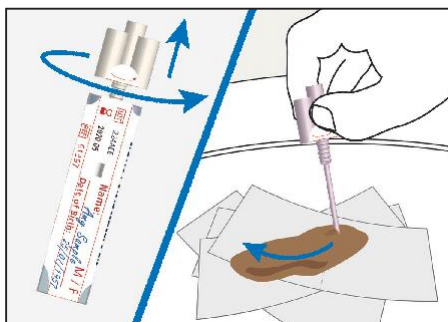
On the green bag label write **your name, date of birth AND the date that your poo sample was taken**, using a **ball point pen**.

3 COLLECT YOUR POO

Following the instructions on the Fe-Col collection paper, slide the Fe-Col over the toilet seat to catch your poo.



It is essential that your poo **does not come in contact with the toilet water** as this may affect the result. If this happens, **DO NOT CONTINUE**. Store your device in a cool, dry place until you have another poo. If necessary update the 'Date of Sample' on the green sample device bag.



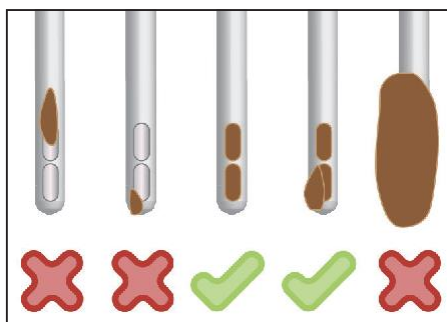
4 SAMPLE YOUR POO

Unscrew the top of the FIT collection device anti-clockwise and remove the picker. Drag the end of the sampling stick across the poo sample to fill the two dimples.



6 PACKAGE YOUR SAMPLE CHECK THAT YOU HAVE CORRECTLY LABELLED THE SAMPLE COLLECTION DEVICE AND GREEN BAG.

Place your completed collection device into the green plastic bag and press along the seal.



5 ENSURE CORRECT SAMPLING

Make sure that the end of the stick is covered in sample but **do not coat the rest of the stick**. Replace the stick into the tube and twist clockwise to close securely. **Only do this ONCE.**



7 SEND YOUR SAMPLE

Place the **green sample bag**, containing the sample collection device, into the paper **GP return envelope**, along with the form provided by your GP, and seal. Return the sealed envelope **to the GP Practice without delay.**

8

Your test result will be returned directly to your GP within 10 days and they contact you with the result. If you have not heard from your GP within 2 please contact them. If you have any additional queries please contact your

For further information please watch the demonstration video:
www.faecal-immunochemical-test.co.uk/how-to
or scan the QR code (for smart phones).



